

# Early Modern Theatre: Structuring the Social

A PICTORIAL ROMP

## de Witt Drawing of the Swan



1

2

## Shakespeare's Globe Theatre Bankside, London



## Reconstructing the Concept of Playing

De Witt

Bankside


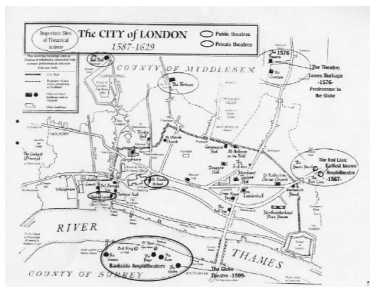


3

4

## Theatrical Landscape of London

## A Contemporary View of the Globe



5

6

### CONCENTRIC UNIVERSE



7

### Hidden Spaces Globe Theatre Exterior



8

### An Aerial View: Theatre in the Round



9

### Hidden Spaces Globe Theatre Interior



10

### Hatfield House Great Hall



11

### Banff Springs Hotel Great Hall




## Emulating the Emulation

Hatfield House



Bankside



13


## VERTICAL and HORIZONTAL WORLDS

### • VERTICAL MODELS

- Top-down authority and transmission of knowledge
  - Religion
  - Social hierarchy
  - Great Chain of Being


14

### Frons scenae All the World's a Stage




15

### Frons scenae Hierarchy of Stone



16

### Frons scenae Anatomy



17

### Entrance to the Stage



18